



Eki-Machi Loop Bus



Flat-rate Fare

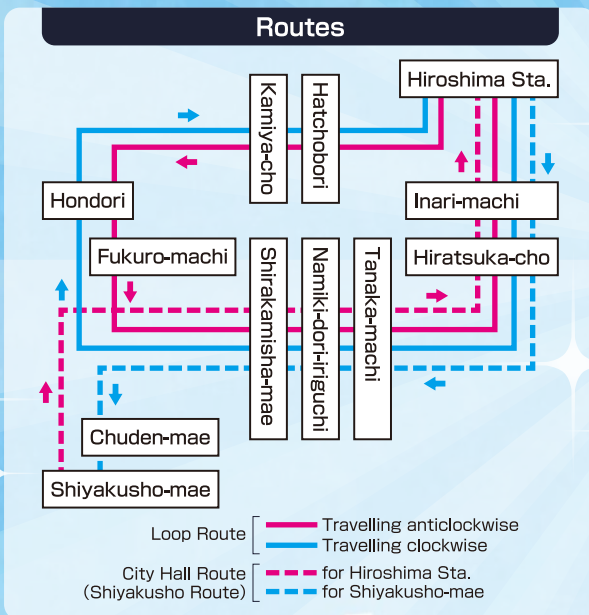
Adult - **180 yen**

Child - **90 yen**

Loop Buses show their destinations and display the logo mark.

*Photos taken in April 2018. As CG effects were used in the photos, the actual buses look slightly different.

Eki-Machi Loop Bus provides a convenient link to highly-frequented areas of the city such as Hatchobori, Kamiya-cho and Peace Boulevard. Use the Loop Bus to get around for shopping, sightseeing or business.



Average Time Required (For the shortest route)

Hiroshima Sta. to Hatchobori

5 min.

Hiroshima Sta. to Hondori

10 min.

Hiroshima Sta. to Namiki-dori-iriguchi

7 min.

*It may take longer depending on traffic conditions.

Buses depart around every 10 minutes every day. Leaving from Bus Stop No. 1, South Exit, Hiroshima Station!

*Not including certain time zones such as early morning, or at night.

Visit Hiroshima Tourist Pass

Visit Hiroshima Tourist Pass is available to use Eki-Machi Loop Bus.

For more details, visit our website.

<http://www.bus-kyo.or.jp/pickup/pickup-6249.html>

SMALL Area
Hiroshima City / Miyajima Area
Valid for 3 days
1,000 yen
(incl. tax)





Routes

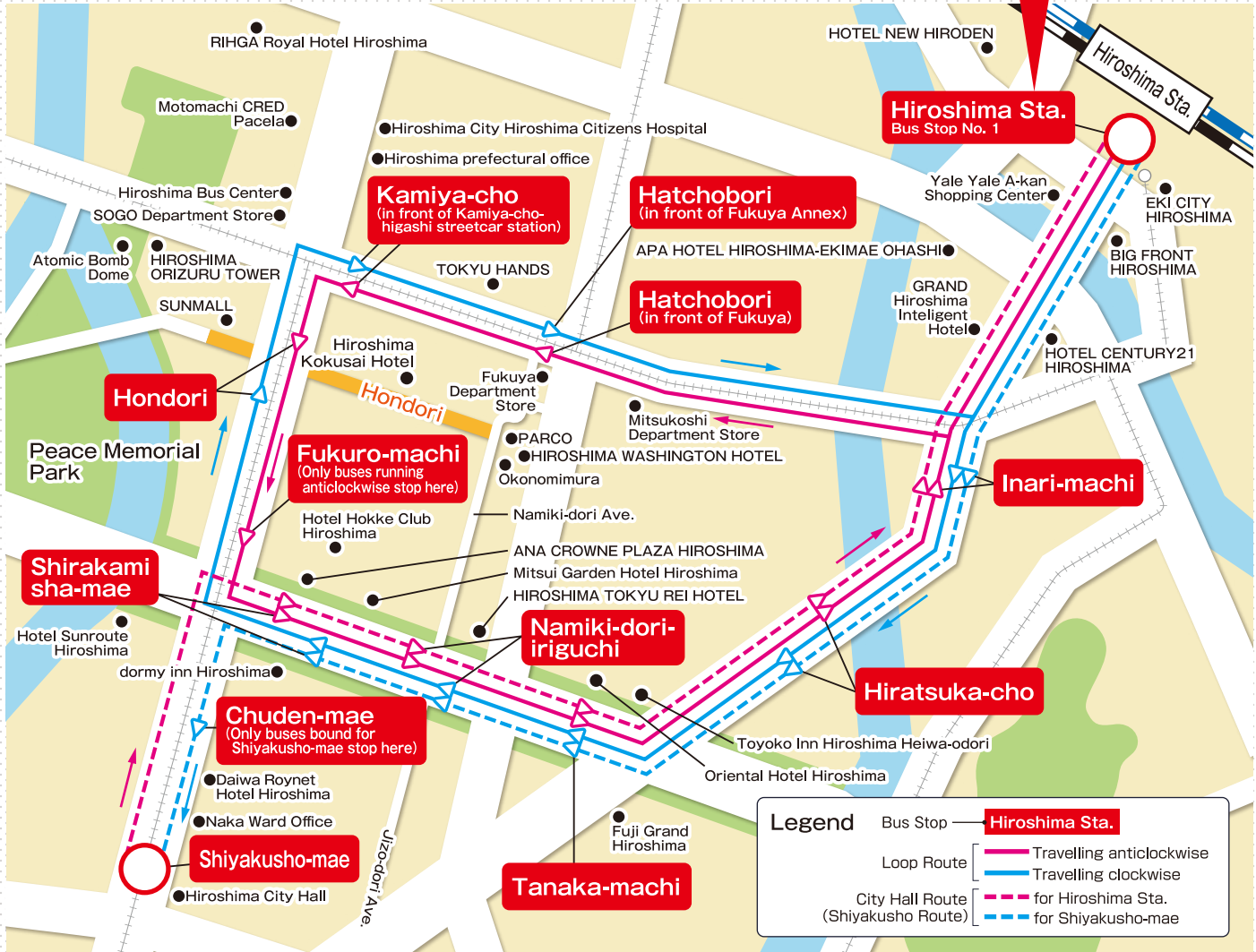
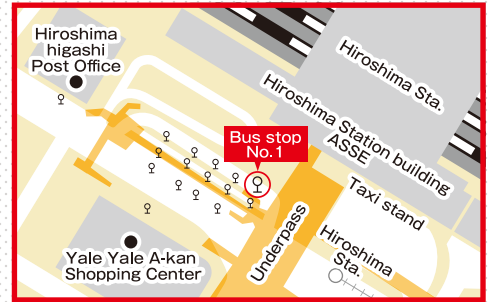


● Loop Route

- Route No. **101** : **Travelling anticlockwise**
(Hiroshima Sta. → Hatchobori → Hondori → Hiratsuka-cho → Hiroshima Sta.)
- Route No. **102** : **Travelling clockwise**
(Hiroshima Sta. → Hiratsuka-cho → Hondori → Hatchobori → Hiroshima Sta.)
- ◆ Passengers on the Loop Route (clockwise or anticlockwise) can travel beyond Hiroshima Station, before getting off the bus. *Except for bus routes that terminate at Hiroshima Station.

● City Hall Route (Shiyakusho Route) *Only operates on peak hours, morning and late afternoon, on week days.

- Route No. **101** Leaves from Shiyakusho-mae, bound for Hiroshima Station.
[Shiyakusho-mae → Hiratsuka-cho → Hiroshima Sta.]
- Route No. **103** Leaves from Hiroshima Station, bound for Shiyakusho-mae.
[Hiroshima Sta. → Hiratsuka-cho → Shiyakusho-mae]



Legend

- Bus Stop — **Hiroshima Sta.**
- Loop Route — — Travelling anticlockwise, — Travelling clockwise
- City Hall Route (Shiyakusho Route) — — for Hiroshima Sta., — for Shiyakusho-mae

Timetable

Week days (Monday to Friday)

Time Zone	Route	Interval between Buses
Morning Peak Hour 7:00am - 9:00am	101 Travelling anticlockwise 103 Leaves from Hiroshima Station, bound for Shiyakusho-mae.	4-9min.
Off-peak Hour 9:00am - 5:00pm	101 Travelling anticlockwise 102 Travelling clockwise	10 min.
Late Afternoon Peak Hour 5:00pm - 7:00pm	101 Leaves from Shiyakusho-mae, bound for Hiroshima Station. 102 Travelling clockwise	10 min.
Evening Hour 7:00pm - 9:00pm	101 Travelling anticlockwise 102 Travelling clockwise	10-24 min.

Saturday, Sunday and National holidays

Time Zone	Route	Interval between Buses
All Day 8:00am - 9:00pm	101 Travelling anticlockwise 102 Travelling clockwise	10-24 min.

*It may take longer depending on traffic conditions.