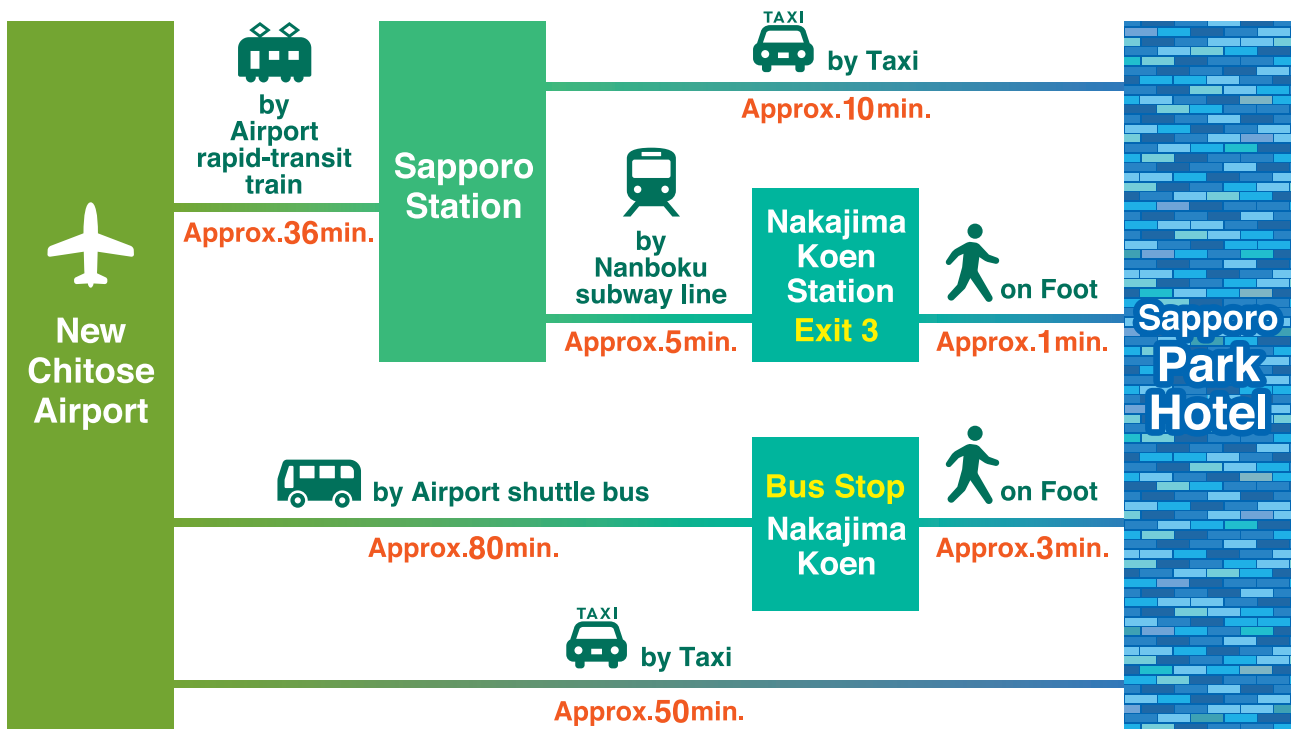



ACCESS from NEW CHITOSE AIRPORT



By JR TRAIN

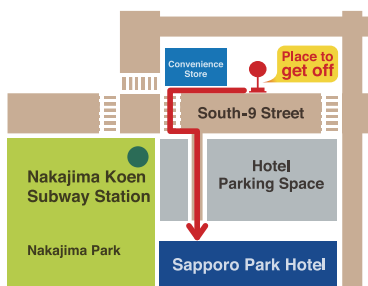


JR New Chitose Airport Station is located on the first basement floor of the domestic terminal building. Take the Airport Rapid Trains' bound for Sapporo which run every 15mins. Trains take approximately 36mins to reach Sapporo Station and the fare is 1,150JPY.

①Transfer to Sapporo Subway Station (Nanboku Line) and get off at Nakajima Koen St. It takes approximately 5mins and the fare costs 210JPY. Proceed to EXIT 3.

②Pick up taxi from JR Sapporo Station to SAPPORO PARK HOTEL.

It takes approximately 10mins and costs about 1,200JPY.



By AIRPORT SHUTTLE BUS

The bus stops are located on the first floor of both domestic and international terminals. Take the Sapporo Downtown Direct Buses via Nakajima Koen. It takes approximately 80mins; however, may be delayed due to the weather and traffic condition. The fare costs 1,100JPY. No need to book in advance.

By TAXI

Taxi stands are located at both domestic and international terminals. It takes approximately 50-60mins and costs about 10,000JPY.



SAPPORO PARK HOTEL
by GRANVISTA

Minami 10-jo Nishi 3-chome 1-1, Chuo-ku,
Sapporo 064-8589 Japan
Tel: 011-511-3131 Fax: 011-531-8522
<http://www.park1964.com>